




Dimensions

Product dimensions (mm) 224\*110xH122mm

Scheme



ZENITH IP65SX2

Item code	86.D285.2321.01
Product type	Indoor
Category	Downlights
Family	ZENITH
Subfamily	ZENITH IP65SX2
Pictograms	<div><div></div><div><div>220 240</div><div>v</div></div><div><div></div><div>XX°</div></div><div><div>CRI</div><div>90</div></div><div><div>CE</div></div><div><div>Driver</div><div>INCL</div></div><div><div>On</div><div>Off</div></div><div><div></div></div><div><div>50000h</div><div>L80B10</div></div><div><div>IP</div><div>65</div></div></div>

Product	
Real power (W)	2X20
Real luminous flux (Lm)	2X1600
Luminous efficiency (Lm/W)	80
Beam angle (°)	24
Life time (h)	50000 h L80B10
IP	65
U. G. R	19
Control gear	ON/OFF
Colour temperature (K)	3000
Colour consistency (SDCM)	SDCM<3
CRI	90